

GHLF 24 VDC Series

Low Frequency Audible Signal

24 VDC 520 Hz square wave audible

24 units per carton, 28 pounds per carton

Applications

The GHLF is a high quality, low profile, low frequency audible appliance that offers a dependable audible alarm with a low current draw. The GHLF is ideal for any occupancy that requires notification appliances.

The GHLF horn offers a 520 Hz square wave, temporal 3 tone. A jumper selection is available for normal or loud decibel tone. A temporal 4 pattern is available when used with the Gentex GTSM Synchronization Control Module.

The GHLF is shipped with a standard 4" metal mounting plate which incorporates the popular Super-Slide® feature that allows the installer to easily test for supervision. The product also features a locking mechanism which secures the product to the bracket without any screws showing.

The GHLF also features the patented Checkmate® - Instant Voltage Verification feature which allows the installer to check the voltage drop and match it to the blueprint.

The GHLF horn is listed to ANSI/UL 464 and CAN/ULC S525, is listed for use with fire protective systems and is warranted for three years from date of purchase.



Standard Features

- Nominal voltage 24 VDC
- Unit Dimensions: 6-1/8" (15.55 cm) high x 5-1/2" (13.97 cm) wide x 1-5/8" (4.13 cm) deep
- Super-Slide® Bracket - Ease of Supervision Testing
- Checkmate® - Instant Voltage Verification
- Synchronize horn with Gentex GTSM Synchronization Control Module
- Prewire entire system, install mounting bracket, then install signals
- Input terminals accept 12 to 18 AWG
- Produces a 520Hz square wave, temporal 3 tone
- Jumper selection for normal or loud dBA
- Temporal 4 pattern available when used with Gentex GTSM Synchronization Module
- Temporal 4 520Hz measured per ANSI/UL 2075
- Tamperproof re-entrant style grill and locking screw (optional use)
- Faceplate available in red or off-white

Product Listings



- ANSI/UL 464 Listed
- CAN/ULC S525 Listed
- CSFM: 7135-0569:0148

Product Compliance

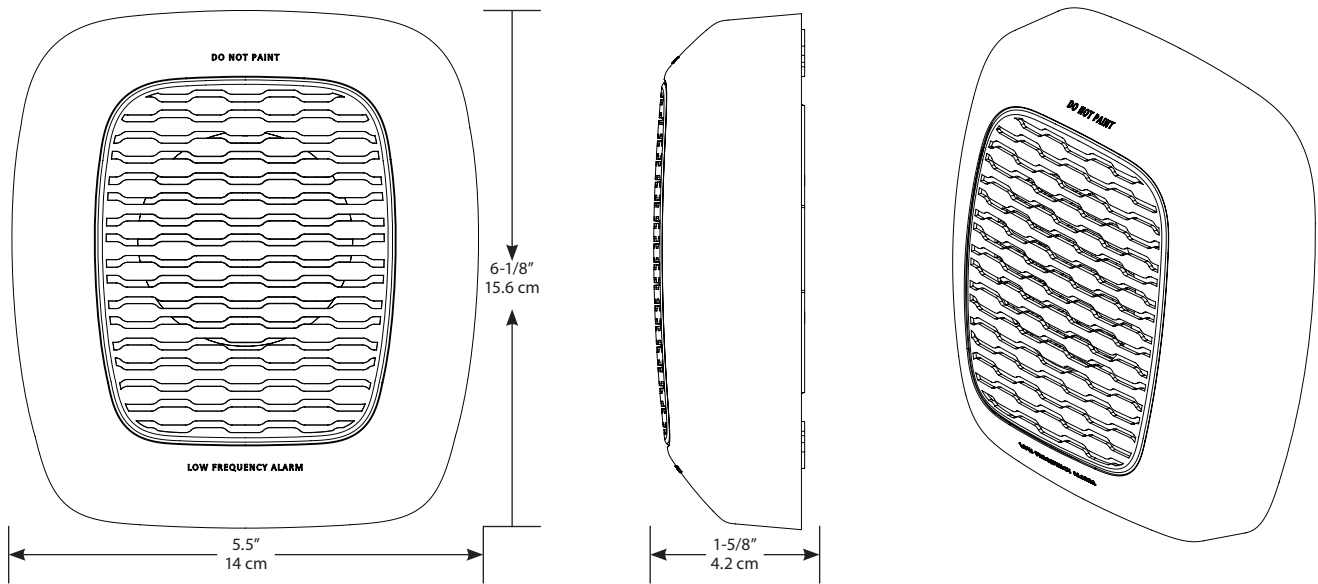
- NFPA 72
- IBC/IFC/IRC
- Quality Management System is certified to: ISO 9001:2008

Model	Part Number	Nominal Voltage (VDC)
GHLFW	904-0530-002	24
GHLFR	904-0531-002	24

R = Red Faceplate, W = White Faceplate. All units are plain (no lettering).

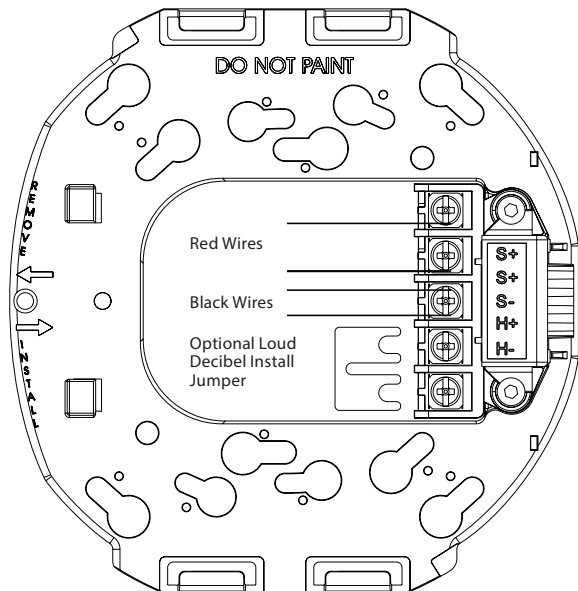
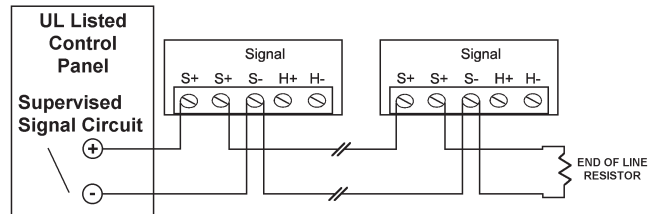
Horn Mode	Horn Decibel Levels: Reverberant Room (dBA)		24 VDC Nominal Horn Current Ratings (mA)				Horn Current Ratings Over Input Voltage Range of 16-33V (mA)			
	Minimum SPL at 10ft. Per ANSI/UL 464 (NORMAL)	Minimum SPL at 10ft. Per ANSI/UL 464 (LOUD)	24VDC Operating Current (NORMAL)	24VDC Operating Current (LOUD)	24VFWR Operating Current (NORMAL)	24VFWR Operating Current (LOUD)	Regulated 24VDC Max. Operating Current (NORMAL)	Regulated 24VDC Max. Operating Current (LOUD)	Regulated 24VFWR Max. Operating Current (NORMAL)	Regulated 24VFWR Max. Operating Current (LOUD)
Temporal 3 520 Hz	77.8 dBA	79.8 dBA	72.1 mA	120.1 mA	104.6 mA	158.4 mA	99.4 mA	155.8 mA	152.1 mA	213.5 mA
Temporal 4 520 Hz*	81.5 dBA	83.4 dBA	75.9 mA	116.0 mA	108.1 mA	182.0 mA	100.1 mA	157.2 mA	163.1 mA	235.2 mA

* Temporal 4 520 Hz measured per ANSI/UL 2075



Notes

- Operating temperature: 32° to 120°F (0° to 49°C)
- The GHLF is not listed for outdoor use
- For nominal and peak current across ANSI/UL regulated voltage range for filtered DC power and unfiltered (FWR [Full Wave Rectified]) power, see installation manual
- The sound output for the temporal 3 tone is rated lower since the time the horn is off is averaged into the sound output rating
- This appliance is not recommended for use on coded or pulsing signaling circuits
- The four pulse temporal pattern (temporal 4) can only be obtained on this product when used in conjunction with the Gentex GTSM synchronization module
- See GTSM control module manual (550-0632, manual issue date (02-01-15) for synchronization module wiring diagrams. GTSM manual can be obtained at www.gentex.com/fire, or call Gentex Corporation at 1-800-436-8391



GHLF 24 VDC Series

Low Frequency Audible Signal

Gentex Super-Slide® Mounting Bracket

Allows the installer to prewire the system, test for system supervision, remove the signal head until occupancy, switch out Gentex signals without changing mounting brackets and has locking edge connector for snap-in-place installation.

Gentex Checkmate® Instant Voltage Verification

It is often necessary to confirm the voltage drop along a line of devices. The access holes are provided in the back of the terminal block to allow the voltage to be measured directly without removing the device. Typically this would be done at the end of the line to confirm design criteria. Most measurements will be taken using the S+ and S- locations although access is provided to other locations. *Notice: Care should be taken to not short the test probes.*

Architect & Engineering Specifications

The alarm horns shall be Gentex model GHLF. The appliance shall be listed with Underwriters Laboratories (ANSI/UL) for use with fire protective signaling systems ANSI/UL 464 and with CAN/ULC S525 with intended use in fire alarm systems. The GHLF will produce a peak sound output of 88.3 dBA as measured in an anechoic chamber. The appliance shall be polarized to allow for electrical supervision of the system wiring. The unit shall be provided with a mounting bracket with terminals and barriers for input/output wiring and be able to mount to a single gang or double gang box or double workbox without the use of an adapter plate. The GHLF shall be mounted on the wall or the ceiling. The unit shall have an input voltage range of 16-33 volts with either direct current or full wave rectified power at 24 VDC. The appliance shall be capable of testing supervision without disconnecting wires, verify voltage without removing unit and be capable of mounting to a surface back box.